

CE (Back & Front)

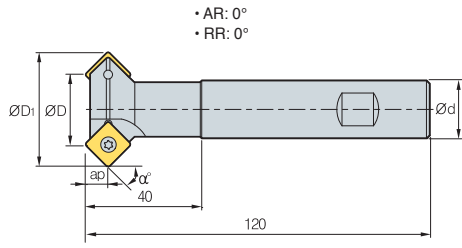


Fig. 1

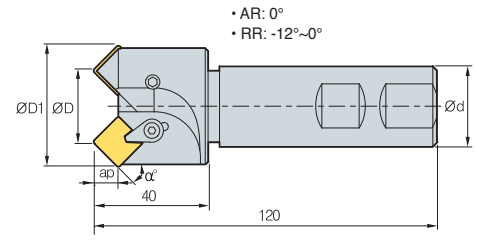


Fig. 2




(mm)

Designation	Z	ØD	ØD ₁	Ød	ap	Fig.	Available inserts	α° (Chamfer angle)		Machining range (Min~Max)	Uses
								Front	Back		
CE	15-1125R-S20	2	25	30.5	20	9.5	SPMT110408-KC	15°	-	Ø25~Ø30	Front chamfering
	30-1125R-S20	2	25	35.5	20	8.5		30°	60°	Ø25~Ø35	Front, Back chamfering
	45-1107R-S20	1	7	21.9	20	7.0		45°	-	Ø7~Ø21	Front chamfering
	45-1119R-S20	2	19	33.9	20	7.0		45°	45°	Ø19~Ø33	Front, Back chamfering
	45-1125R-S20	3	25	39.9	20	7.0		45°	45°	Ø25~Ø39	Front, Back chamfering
	60-1125R-S32	3	25	43.3	32	5.0		60°	30°	Ø25~Ø42	Front, Back chamfering
	45-1207R-S32	1	7	23.3	32	7.8	SPMN120308	45°	-	Ø7~Ø22	Front chamfering
	45-1220R-S32	2	20	37.3	32	7.8		45°	-	Ø21~Ø36	Front chamfering
	45-1225R-S32	2	25	42.3	32	7.8		45°	-	Ø26~Ø41	Front chamfering
	45-1235R-S32	2	35	52.3	32	7.8		45°	-	Ø36~Ø51	Front chamfering

Available inserts

SPMT-KC SPMN



Designation	Cermet		Coated										Uncoated			page		
	CN2000	CN30	NCM325	NC5330	NCM535	NCM545	PC2505	PC2510	PC3600	PC3700	PC6510	PC9530	PC9540	PC5300	PC5400		ST30A	G10
SPMT 110408-KC									●							●	●	
SPMN 120308																●		

Parts

Specification	Screw	Clamp	C-Ring	Wrench	Wrench
Ø7~Ø25 (1100 type)	FTKA0408	-	-	TW15S	-
Ø7~Ø35 (1200 type)	CHX0617L	CH6R2	CR05	-	HW30L

Available inserts E25

